


92X92X25 mm

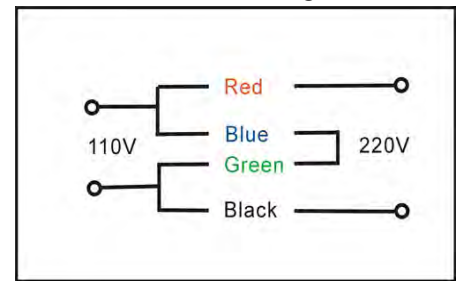
JING DA FAN

21-37 CFM

Frame : Aluminum alloy

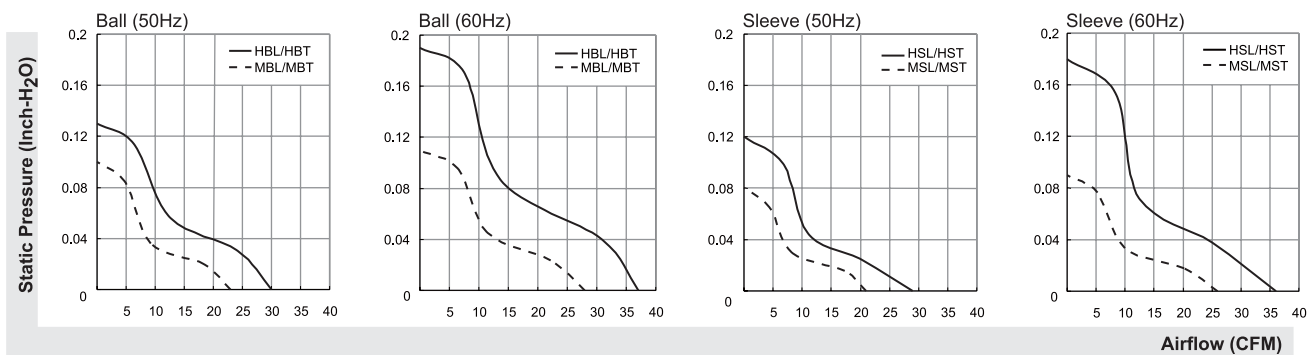


Connection diagram

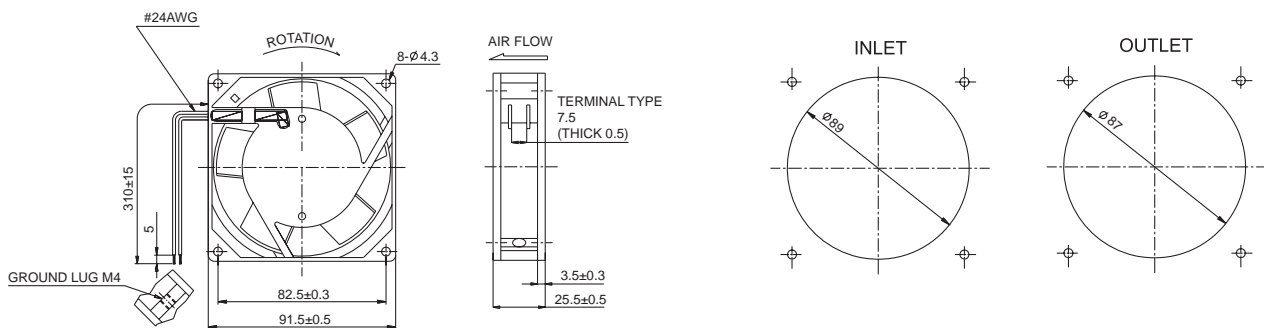


Model	P/N	Bearing ● BALL ○ Sleeve	Rating Voltage (VAC)	Freq. (Hz)	Power Current (AMP)	Power Consumption (WATTS)	Speed (RPM)	Air Flow (CFM)	Static Pressure (Inch-H ₂ O)	Noise (dBA)	Weight (g)
JD9225AC	JD9225ABHSL	○	110-220	50/60	0.15/0.08	16.5	2250/2750	29/36	0.12/0.18	36/39	280
JD9225AC	JD9225ABHBL	●	110-220	50/60	0.14/0.08	16.2	2250/2750	29/36	0.12/0.18	36/39	280

Remark: according to the AMP, left is the AMP for the 110V and the right for the 220V



UNITS:mm



- * all model could be customized on voltage or any other requirements to fit your need
- * [http:// www.jingdafan.com](http://www.jingdafan.com)